


U.I. Lapp GmbH	PRODUCT INFORMATION	
	UNITRONIC® BUS PB	19.11.2014

Fixed installation



Automation



Halogen-free



Industrial machinery and plant engineering



UV-resistant

Info

Lapp Kabel is a member of the PROFIBUS User Organisation (PNO)
A for Advanced here: UL and CSA approvals

Application range

For fixed installation
Maximum electromagnetic screening
Dry or damp rooms
Item nos. 2170233, 2170333, 2170820, 2170824, 2170826 are all UV-resistant


Product Make-up

FC: "Fast Connect" cable design
P: Polyurethane
H: Halogen-free
PE: polyethylene, black Outer sheath, e.g. for the food and beverage industry
7-W: 7-wire, e.g. for applications where vibrations occur
COMBI: Data transmission and power supply in one cable

Norm references / Approvals

In accordance with DIN 19245 and EN 50170, e.g. for SIEMENS SIMATIC NET, also suitable for FIP (Factory Instrumentation Protocol)
See below for UL approval type

Product Management	Document: LAPP_PRO266EN.pdf	1 / 4
--------------------	-----------------------------	-------

U.I. Lapp GmbH	PRODUCT INFORMATION	
	UNITRONIC® BUS PB	19.11.2014

Product features

These bus cables can be used for PROFIBUS-DP as well as for PROFIBUS-FMS and FIP
Based on the bit rates listed, in accordance with PNO specifications the following maximum cable lengths for a bus segment apply

(cable type A, PROFIBUS-DP):

93.75 kbit/s = 1200 m

187.5 kbit/s = 1000 m

500 kbit/s = 400 m

1.5 Mbit/s = 200 m

12.0 Mbit/s = 100 m

Remark

Unless specified otherwise, the shown product values are nominal values. Detailed values (e.g. tolerances) are available upon request.

Copper price basis: EUR 150/100 kg. Refer to catalogue appendix T17 for the definition and calculation of copper-related surcharges.

Please find our standard lengths at: www.lappkabel.de/en/cable-standardlengths

Packaging size: coil ≤ 30 kg or ≤ 250 m, otherwise drum

Please specify the preferred type of packaging (e.g. 1 x 500 m drum or 5 x 100 m coils).

SIMATIC NET® is a registered trademark of Siemens AG

Lapp Kabel is a member of the PROFIBUS user organisation (PNO)

Photographs are not to scale and do not represent detailed images of the respective products.

Technical Data


Mutual capacitance:	(800 Hz): max. 30 nF/km
Peak operating voltage:	(not for power applications) 250 V
Conductor resistance:	(loop): max. 186 Ohm/km. see also datasheet
Minimum bending radius:	Fixed installation: see data sheet
Test voltage:	Core/core: 1500 V rms
Characteristic impedance:	150 ± 15 Ohm

Product Management	Document: LAPP_PRO266EN.pdf	2 / 4
--------------------	-----------------------------	-------

UNITRONIC® BUS PB

19.11.2014

Part number	Article designation	Number of pairs and conductor diameter (mm)	Outer diameter (mm)	Copper index (kg/km)	Weight (kg/km)
For fixed installation - conventional cable assembly					
2170220	UNITRONIC® BUS PB	1 x 2 x 0,64	8.0	30.1	74
2170233	UNITRONIC® PB PE	1 x 2 x 0,64	8.0	30.1	57
2170226	UNITRONIC® BUS PB H 7-W	1 x 2 x 0,64	8.0	30.1	55
2170225	UNITRONIC® BUS PB COMBI 7-W	1 x 2 x 0,64 Ø + 3 x 1,0 mm ²	9.8	59.0	92
For fixed installation - UL/CSA CMX approval					
2170219	UNITRONIC® BUS PB A	1 x 2 x 0,64	8.0	30.1	57
For fixed installation - UL/CSA CMG approval					
2170824	UNITRONIC® BUS PB 7-W A	1 x 2 x 0,64	8.0	30.1	55
For fixed installation - "Fast Connect" cable assembly					
2170333	UNITRONIC® BUS PB PE FC	1 x 2 x 0,64	8.0	26.0	67
For fixed installation - UL/CSA CMX approval					
2170330	UNITRONIC® BUS PB P FC	1 x 2 x 0,64	8.0	26.0	71
For fixed installation - "Fast Connect" cable assembly - UL/CSA CMG approval					
2170820	UNITRONIC® BUS PB FC	1 x 2 x 0,64	8.0	26.0	84
2170826	UNITRONIC® BUS PB 7-W FC	1 x 2 x 0,64	8.0	26.0	67
2170326	UNITRONIC® BUS PB-H FC	1 x 2 x 0,64	8.0	26.0	72

U.I. Lapp GmbH	PRODUCT INFORMATION	
	UNITRONIC® BUS PB	19.11.2014



Product Management	Document: LAPP_PRO266EN.pdf	4 / 4
--------------------	-----------------------------	-------